



# Student Success Services Updates Supporting TCU Students

---

Lisa Silverstein, PhD  
Director, TCU Student Success



AMERICAN INDIAN COLLEGE FUND  
EDUCATION IS THE ANSWER

# Student Success Services

## Scholarships

Applications, Awarding and Disbursements  
Scholarship Workshops  
TCU Financial Aid Offices

## College Access & Success

Full Circle Scholars Coaching and Workshops  
High School Partners  
First Year Experience  
Career Readiness Support  
Ambassador Training

## TCU Student Success

Cultivating Native Student Success (SEM)  
Building Pathways to Rural and Tribal Employment  
TCU Transfer  
Family Friendly Tribal and Rural Campuses


## Student Engagement & Communications

Visibility  
Social Media  
Newsletters  
Education Series



- ▶ Office of the Vice President of SSS
- ▶ Scholarships
- ▶ College Access & Success
- ▶ TCU Capacity for Student Success
- ▶ Student Engagement & Communications

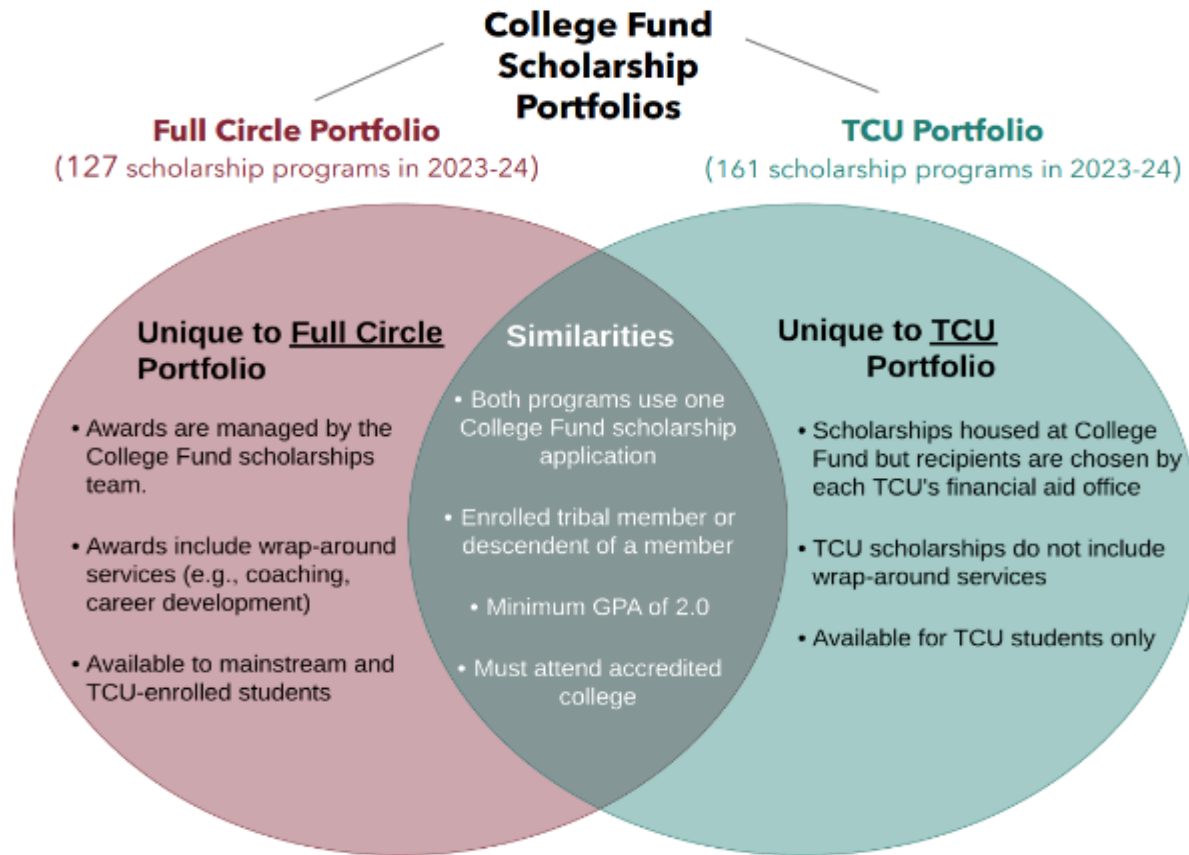
# Student Success Services



# Our Scholarship Opportunities

Learn more about our scholarship opportunities, requirements, and application at [collegefund.org/scholarships](https://collegefund.org/scholarships)

We have a universal application that allows applicants to be considered for **ALL** our different opportunities!



Application for the 2025-26 academic year closes on January 30, 2026.

Students who haven't applied should do so as soon as possible to be considered for a TCU award!

# Scholarships Numbers At-a-Glance

## 2024-2025

**\$22,168,134**  
**5,351 Students**

### TCUs

**\$15,874,518**  
**4,234 Students**

**\$9,794,026**  
TCU Scholarships

**\$4,233,932**  
Full Circle Awards

### Other Institutions

**\$6,272,816**  
**1,117 Full Circle Awards**

Average award  
**\$1883**  
per semester



AMERICAN  
INDIAN  
COLLEGE  
FUND

EDUCATION  
IS THE ANSWER

# Specific Scholar Populations

- Graduates from Higher Pathways High Schools
- First-Time Entering
- First-Generation
- Part-Time
- Single Parents
- Degree Specific



AMERICAN  
INDIAN  
COLLEGE  
FUND

EDUCATION  
IS THE ANSWER

# College Access & Success Impact 2024-2025

Investment in Students  
**\$341,000**

High Schools  
**\$240,000**

TCU Investment  
**\$30,000**

## College Access

**60** high school partners

Site Visits:

**18** High Schools → **736** students

TCU Fair

'Sko 2 College Summer Series

## College Success

**2009** Scholars Served

↑ *32% from 2023-2024*

**1714** Persisted (85%)

TCU site visits:

**179** scholar meetings

## Career Readiness

Student Professional  
Development Grants:

**137** Applicants

**55** Funded



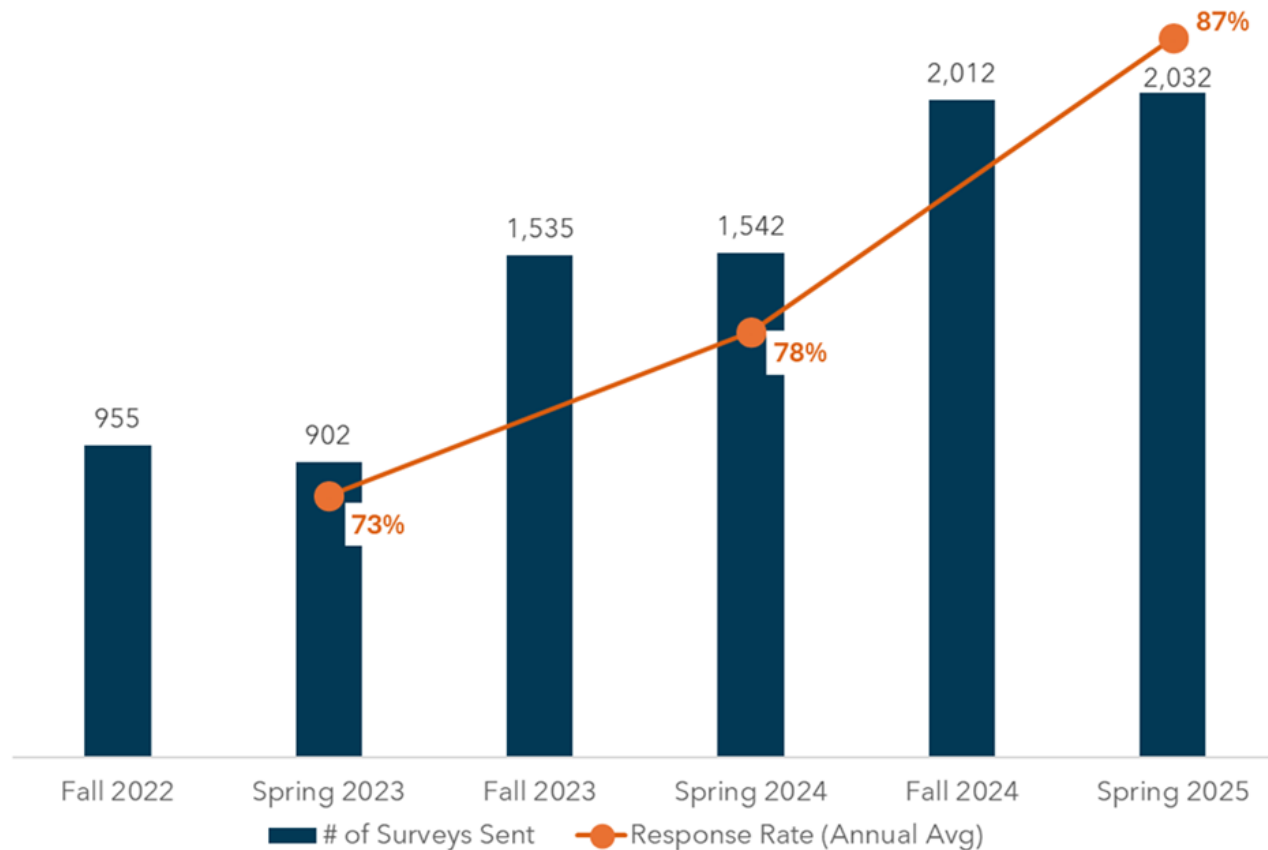
AMERICAN  
INDIAN  
COLLEGE  
FUND

EDUCATION  
IS THE ANSWER



# Full Circle Scholar Survey

The number of Full Circle Scholars has **more than doubled** since the Fall of 2022, and the average annual survey response rate has **increased by 14 percentage points**.



*“In emails and the meet and greet, there was mentions about how our college success coaches will read all the answers to surveys, and I really appreciate this statement because it shows that our words are valued as students.”*

Source: Full Circle Scholar Survey data Fall 2022 - Spring 2025



# Student Success Coaching

*Full Circle Scholarship Recipients*

## Top 3 Scholar Needs

Mental health 63%

Financial challenges 60%

Lack of motivation 47%

## Program Pillars 2024-2025

Mental wellness

Emotional support  
& encouragement

Prospective planning

Developing viable skill sets



## Virtual Support

Talking Circles:

One-on-one Relative Support

Elder Experience Webinars

Informational & encouraging text messages

Newsletters

Major's meet ups

## In-person

Workshops & Healthcare bootcamps



AMERICAN  
INDIAN  
COLLEGE  
FUND

EDUCATION  
IS THE ANSWER

# Mental Wellness Programming

*Talking Circles, One-on-one Relative Support, Elder Experience Webinars*

63% selected mental health as a top challenge

**700** scholars feeling overwhelmed, anxious, or depressed.

## Talking Circles

Native social workers/counselors  
Group support on a particular topic.

## Relative Support

Licensed Native therapists  
One-on-One support.  
Guidance and resources in their local community.

**400** scholars used this service in 24-25

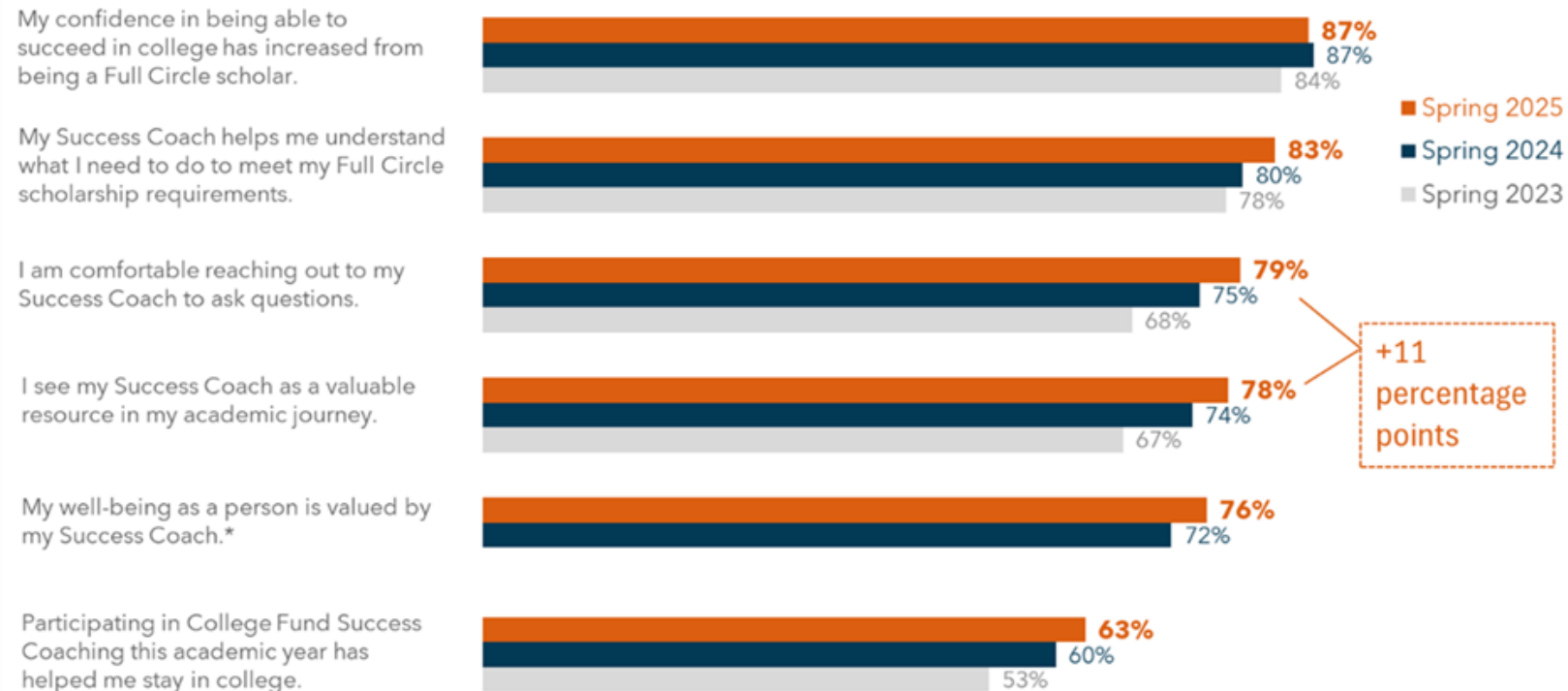
*Thank you, for the amazing words of wisdom you shared and for helping me see a new perspective, that I am truly not alone. Through your session, I was able to recognize how many other students face similar struggles, and I found so much comfort in the experiences and advice that were shared...Please continue doing what you do, your mission is so needed. Thank you for being a voice for students who may be struggling.*



AMERICAN  
INDIAN  
COLLEGE  
FUND

EDUCATION  
IS THE ANSWER

The percent of Scholars who feel that the **Coaching programming has contributed to their success** has **continued to increase** since the Spring of 2023.



Source: Full Circle Scholar Survey data Spring 2023 n=825, Spring 2024 n=1187, Spring 2025 n=1666

Q. Tell us how much you agree or disagree with the following statements about the College Fund success coaching you have received this academic year.

*The most meaningful support was the check-in/emails from my success coach. Just knowing that there are others like me in college, striving to do their best, gave me confidence and comfort. Getting this scholarship felt like there are so many people behind me, cheering me on. I am so thankful for this opportunity.*



AMERICAN  
INDIAN  
COLLEGE  
FUND

EDUCATION  
IS THE ANSWER

**\$9.4M**

TCU Student  
Success  
Annual  
Investments

**\$8M**

Cultivating Native  
Student Success  
30 TCUs

**\$625,000**  
Building Pathways to Rural  
& Tribal Employment  
5 TCUs

**\$475,000 +**  
Emergency Aid  
34 TCUs

**\$40,000**  
Family Friendly  
Campus supports  
3 TCUs

**\$330,000**  
Transfer  
12 TCUs\*

TCU Student Success

All programs support TCU **strategic enrollment management (the student journey)**





AMERICAN  
INDIAN  
COLLEGE  
FUND

EDUCATION  
IS THE ANSWER



# There are 30 TCUs Participating in CNSS



# CNSS Goals

## Goal 1:

TCUs will document an increase in their institutional capacity to deliver culturally reflective holistic student support services and relevant degree programs to promote student engagement and completion.

## Goal 2:

TCUs will Leverage community resources and knowledge to help remove socio-economic barriers and increase engagement and supports for new and returning students from enrollment to completion and meaningful careers.

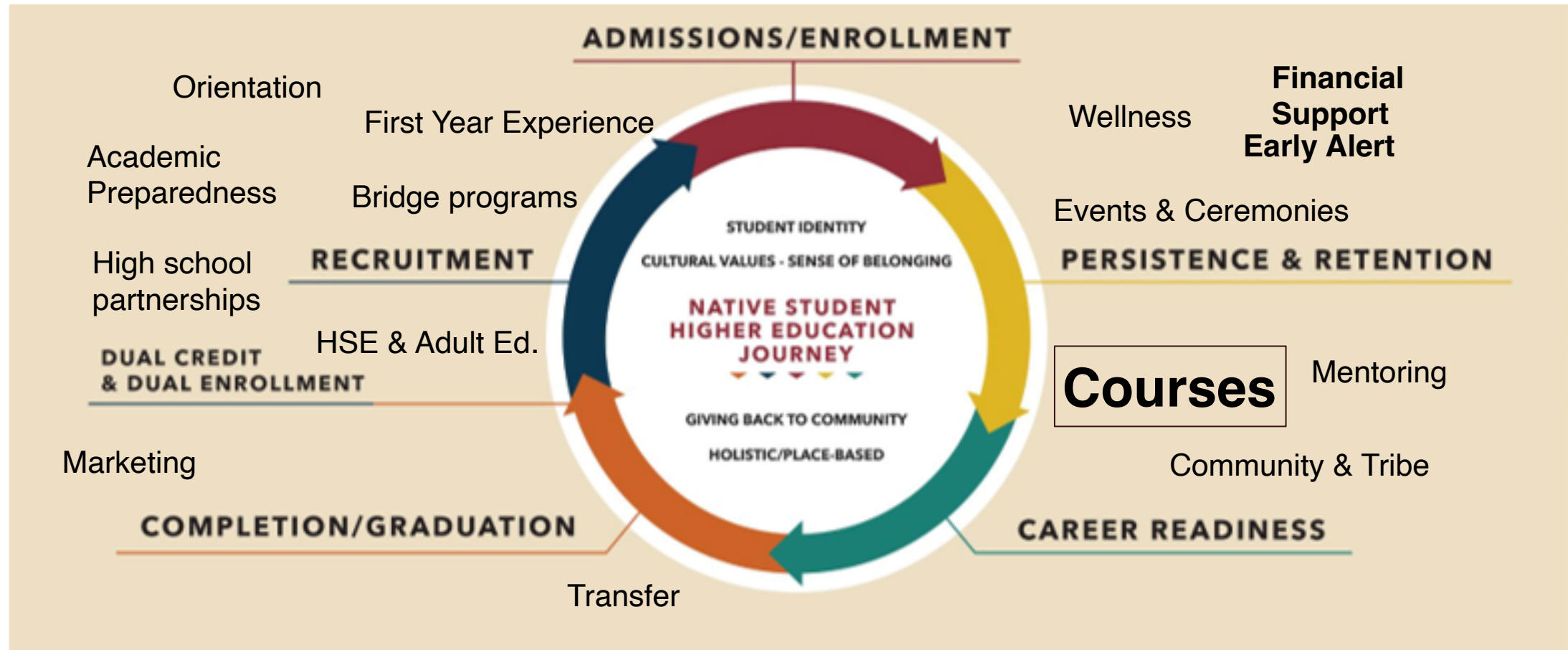


AMERICAN  
INDIAN  
COLLEGE  
FUND

EDUCATION  
IS THE ANSWER

# SEM Components and the Student Experience

## SEM Committee Roles & Representation



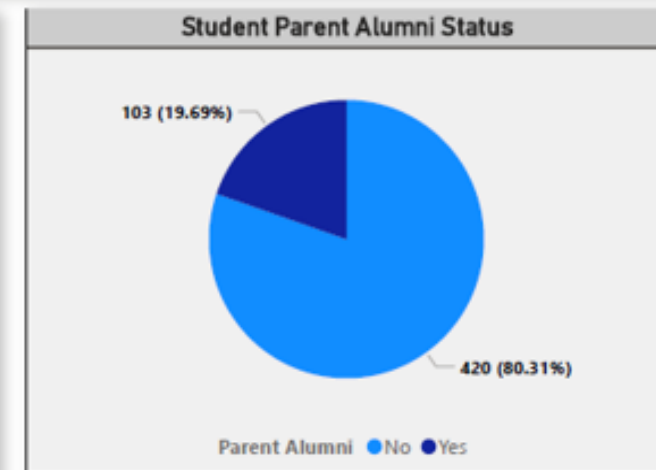
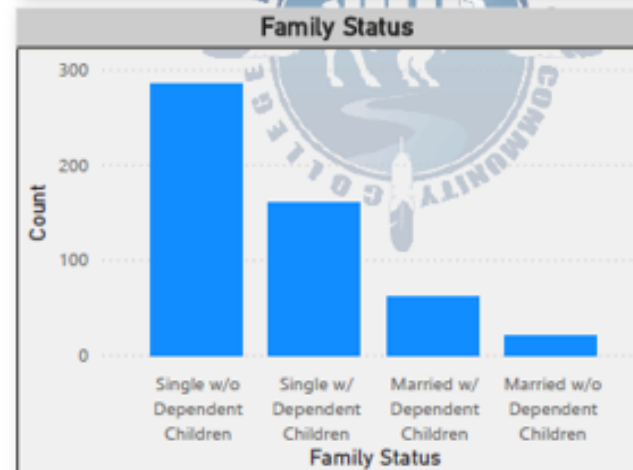
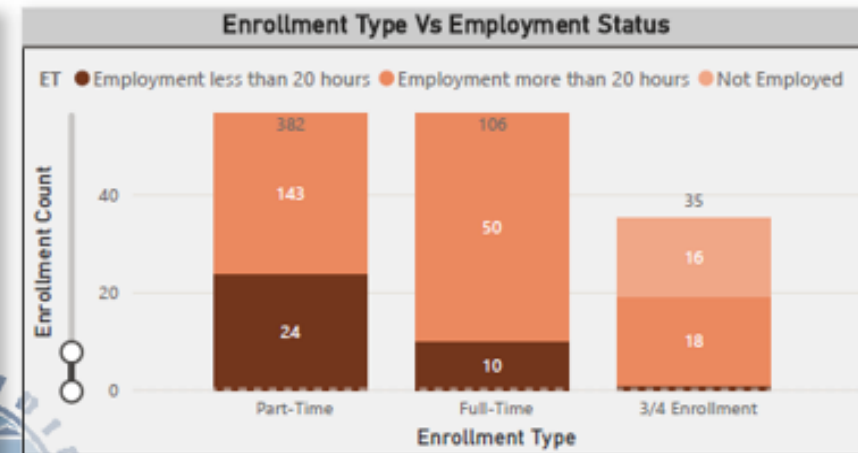
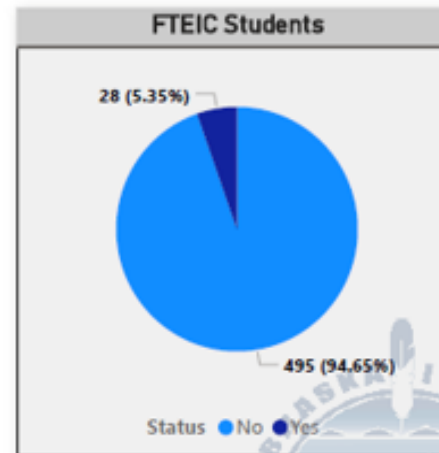
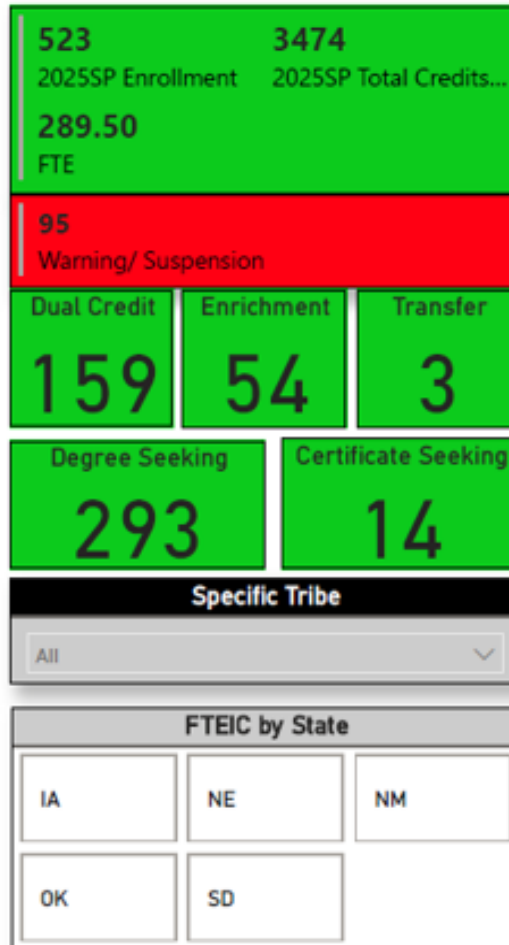
**Registrars**  
**Financial Aid**

**CRITICAL ROLES**

**FERPA Compliance**  
**Accreditation**  
**Requirements/Regulations**  
**Academic Standing**



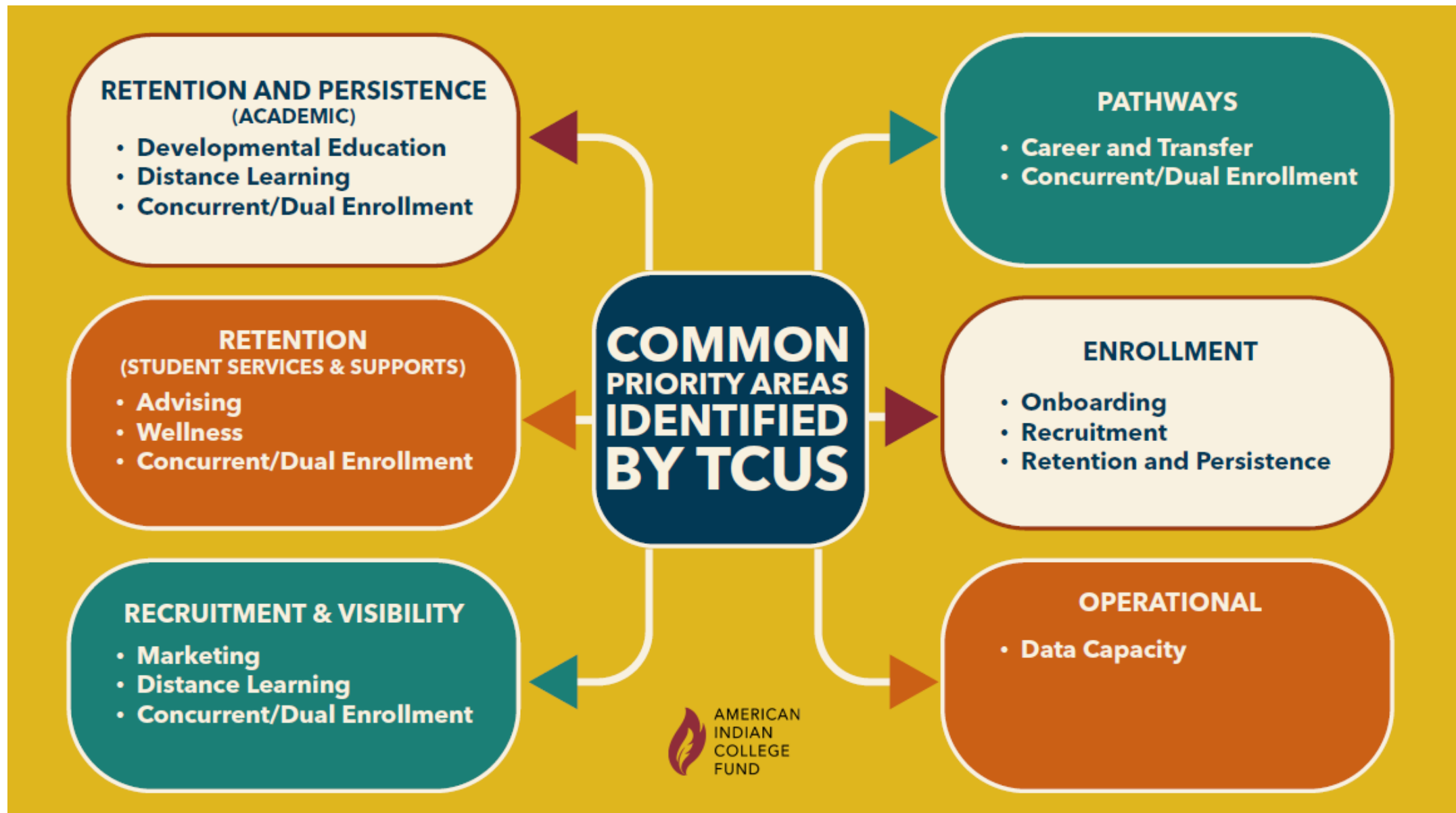
# SEM Dashboards



[Abbreviations Guide\(Scroll Down\):](#)

FTEIC : First-Time Enrollment in College, Part-Time: Enrolled in 9 or fewer credits, 3/4 Enrollment: Enrolled in between 9 and 12 credits, Full-Time: Enrolled in 12 or more credits, IA: Iowa, NE: Nebraska, NM: New Mexico, OK: Oklahoma,





3 TCUs have an additional priority area to support **student caregivers** as part of the Family Friendly Tribal and Rural Campus project in partnership with the Urban Institute.

# Impacts of CNSS

Strong, reciprocal  
learning community

Improved  
interdepartmental  
collaboration

Structure, external  
support, and dedicated  
space to build capacity  
while centering Native  
student success

Engaging, Holistic, and  
Flexible

Promotes connectedness  
and intentionality

Space and structure to  
build something  
meaningful and lasting

*CNSS has pushed the college to engage more intentionally with cultural context, tribal priorities, and community narratives as part of [our] institutional research framework. This process has **shifted our mindset from compliance-based reporting to relationship-based inquiry.***

*[We] now consider how data collection and dissemination can honor ways of knowing, support language revitalization, and reflect [our] definition of success.*

*By grounding this work in cultural relevance and community, we are able to see **data not just as numbers but as [our] story and [our] commitments** – to our students, our people, and our future.*



AMERICAN  
INDIAN  
COLLEGE  
FUND

EDUCATION  
IS THE ANSWER